



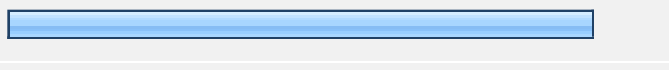




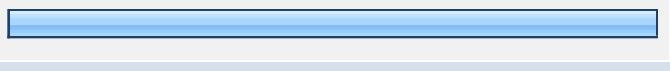
Research Class Survey





1. Are you a USF student?			
		Response Percent	Response Count
Yes		100.0%	20
No		0.0%	0
		<i>answered question</i>	20
		<i>skipped question</i>	0


2. Have you heard of H1N1/swine flu?			
		Response Percent	Response Count
Yes		100.0%	20
No		0.0%	0
		<i>answered question</i>	20
		<i>skipped question</i>	0

3. Have you heard of the H1N1/swine flu vaccine?			
		Response Percent	Response Count
Yes		100.0%	20
No		0.0%	0
		<i>answered question</i>	20
		<i>skipped question</i>	0

4. Have you contracted the H1N1/ swine flu virus?			
		Response Percent	Response Count
Yes		0.0%	0
No		90.0%	18
Not sure		10.0%	2
<i>answered question</i>			20
<i>skipped question</i>			0

5. Have you received the H1N1/swine flu vaccine?			
		Response Percent	Response Count
Yes		0.0%	0
No		100.0%	20
<i>answered question</i>			20
<i>skipped question</i>			0

6. How likely are you to get the H1N1 vaccine?			
		Response Percent	Response Count
Very likely		0.0%	0
Somewhat likely		30.0%	6
Somewhat unlikely		25.0%	5
Very unlikely		45.0%	9
<i>answered question</i>			20
<i>skipped question</i>			0

7. What month were you born?			
		Response Percent	Response Count
January		0.0%	0
February		0.0%	0
March		0.0%	0
April		0.0%	0
May		0.0%	0
June		0.0%	0
July		0.0%	0
August		0.0%	0
September		0.0%	0
October		100.0%	20
November		0.0%	0
December		0.0%	0
		<i>answered question</i>	20
		<i>skipped question</i>	0

8. Were you able to view this video?			
		Response Percent	Response Count
Yes		0.0%	0
No		0.0%	0
		<i>answered question</i>	0
		<i>skipped question</i>	20


9. Were you able to view this video?			
		Response Percent	Response Count
Yes		0.0%	0
No		0.0%	0
		<i>answered question</i>	0
		<i>skipped question</i>	20

10. Were you able to view this video?			
		Response Percent	Response Count
Yes		0.0%	0
No		0.0%	0
		<i>answered question</i>	0
		<i>skipped question</i>	20

11. Were you able to view this video?			
		Response Percent	Response Count
Yes		0.0%	0
No		0.0%	0
		<i>answered question</i>	0
		<i>skipped question</i>	20

12. Were you able to view this video?			
		Response Percent	Response Count
Yes		0.0%	0
No		0.0%	0
<i>answered question</i>			0
<i>skipped question</i>			20







13. Were you able to view this video?			
		Response Percent	Response Count
Yes		0.0%	0
No		0.0%	0
<i>answered question</i>			0
<i>skipped question</i>			20

14. Were you able to view this video?			
		Response Percent	Response Count
Yes		100.0%	20
No		0.0%	0
<i>answered question</i>			20
<i>skipped question</i>			0



15. Were you able to view this video?			
		Response Percent	Response Count
Yes		0.0%	0
No		0.0%	0
		<i>answered question</i>	0
		<i>skipped question</i>	20




16. Were you able to view this video?			
		Response Percent	Response Count
Yes		0.0%	0
No		0.0%	0
		<i>answered question</i>	0
		<i>skipped question</i>	20

17. What was the message of the video you watched? What is your opinion of the effectiveness of this video in communicating a message about H1N1?		
		Response Count
		9
		<i>answered question</i>
		9
		<i>skipped question</i>
		11



18. Which of the following have you done to learn more about the H1N1 vaccine? (Check all that apply)			
		Response Percent	Response Count
Looked for information online		44.4%	8
Watched or read news stories		83.3%	15
Had a conversation with a doctor about it		11.1%	2
Had a conversation with a family member or friend about it		44.4%	8
Read a pamphlet		5.6%	1
Other (please specify)		11.1%	2
		answered question	18
		skipped question	2




19. To what extent do you agree or disagree with the following statements:							
	Strongly Agree	Somewhat Agree	Neutral	Somewhat Disagree	Strongly Disagree	Rating Average	Response Count
I feel very informed about the H1N1 flu.	22.2% (4)	55.6% (10)	16.7% (3)	0.0% (0)	5.6% (1)	3.89	18
I feel very informed about the benefits of the H1N1 vaccine.	11.1% (2)	38.9% (7)	16.7% (3)	22.2% (4)	11.1% (2)	3.17	18
I feel very informed about the side effects of the H1N1 vaccine.	11.1% (2)	33.3% (6)	16.7% (3)	22.2% (4)	16.7% (3)	3.00	18
I feel very informed about ways to prevent the H1N1 flu.	27.8% (5)	50.0% (9)	16.7% (3)	5.6% (1)	0.0% (0)	4.00	18
						answered question	18
						skipped question	2




20. Do you know where to go to receive the vaccine?			
		Response Percent	Response Count
Yes		66.7%	12
No		33.3%	6
<i>answered question</i>			18
<i>skipped question</i>			2




21. To what extent did this video increase your knowledge about H1N1 and the vaccine?			
		Response Percent	Response Count
Very much		0.0%	0
Somewhat		61.1%	11
Not very much		33.3%	6
Not at all		5.6%	1
<i>answered question</i>			18
<i>skipped question</i>			2

22. Approximately how many times in the past five years have you had a seasonal flu shot?			
		Response Percent	Response Count
5 times		0.0%	0
3-4 times		5.6%	1
1-2 times		22.2%	4
Never		72.2%	13
<i>answered question</i>			18
<i>skipped question</i>			2

23. Did you get a seasonal flu vaccine this year?			
		Response Percent	Response Count
Yes		0.0%	0
No		100.0%	18
<i>answered question</i>			18
<i>skipped question</i>			2




24. Has anyone in your immediate family received the H1N1 vaccine?			
		Response Percent	Response Count
Yes		11.1%	2
No		88.9%	16
Not sure		0.0%	0
<i>answered question</i>			18
<i>skipped question</i>			2

25. Have any of your close friends or roommates received the H1N1 vaccine?			
		Response Percent	Response Count
Yes		16.7%	3
No		44.4%	8
Not sure		38.9%	7
<i>answered question</i>			18
<i>skipped question</i>			2




26. Do you know anyone who has contracted H1N1?				
			Response Percent	Response Count
Yes			33.3%	6
No			44.4%	8
Not sure			22.2%	4
			answered question	18
			skipped question	2

27. Please indicate your level of agreement or disagreement with the following statements.								
	Strongly Agree	Somewhat Agree	Neutral	Somewhat Disagree	Strongly Disagree	Rating Average	Response Count	
I'm scared to get the vaccine for the H1N1 virus because of its potential side effects.	5.6% (1)	38.9% (7)	22.2% (4)	22.2% (4)	11.1% (2)	3.06	18	
I feel the H1N1 vaccine is safe.	5.6% (1)	22.2% (4)	38.9% (7)	27.8% (5)	5.6% (1)	2.94	18	
I think people are overreacting to H1N1.	38.9% (7)	27.8% (5)	22.2% (4)	11.1% (2)	0.0% (0)	3.94	18	
I don't like to miss class or work because I am sick.	22.2% (4)	61.1% (11)	11.1% (2)	5.6% (1)	0.0% (0)	4.00	18	
The vaccine is only for children, the elderly, and pregnant women.	0.0% (0)	16.7% (3)	33.3% (6)	22.2% (4)	27.8% (5)	2.39	18	
							answered question	18
							skipped question	2






28. Please indicate your level of agreement or disagreement with the following statements.							
	Strongly Agree	Somewhat Agree	Neutral	Somewhat Disagree	Strongly Disagree	Rating Average	Response Count
It takes too much time to get vaccinated.	0.0% (0)	5.6% (1)	38.9% (7)	44.4% (8)	11.1% (2)	2.39	18
I am worried about getting the H1N1 virus.	5.6% (1)	22.2% (4)	16.7% (3)	44.4% (8)	11.1% (2)	2.67	18
The media are doing a good job of informing people on the symptoms and prevention of H1N1.	0.0% (0)	44.4% (8)	22.2% (4)	16.7% (3)	16.7% (3)	2.94	18
Getting vaccinated is the best way to prevent getting the H1N1 virus.	0.0% (0)	27.8% (5)	27.8% (5)	33.3% (6)	11.1% (2)	2.72	18
The H1N1 vaccination should be mandatory for college students.	0.0% (0)	5.6% (1)	22.2% (4)	38.9% (7)	33.3% (6)	2.00	18
	<i>answered question</i>						18
	<i>skipped question</i>						2








29. To what extent did this video change some of your attitudes about H1N1 and the vaccine?			
		Response Percent	Response Count
Very much		0.0%	0
Somewhat		33.3%	6
Not very much		27.8%	5
Not at all		38.9%	7
	<i>answered question</i>		18
	<i>skipped question</i>		2

30. Due to an increase in reported cases of H1N1, I... (leave blank if you don't do the behavior or don't intend to)			
	Already do this behavior	Will do this behavior based on what I learned from the video	Response Count
Wash my hands more frequently	100.0% (12)	0.0% (0)	12
Sanitize my hands	93.8% (15)	6.3% (1)	16
Stopped sharing drinks and food with others	83.3% (10)	16.7% (2)	12
Take a daily vitamin	81.8% (9)	18.2% (2)	11
Try to avoid touching my nose, mouth and eyes	80.0% (8)	20.0% (2)	10
Wear a mask in public places	33.3% (2)	66.7% (4)	6
Stay away from sick people	94.4% (17)	5.6% (1)	18
Cough or sneeze into my arm instead of my hand	93.3% (14)	6.7% (1)	15
	<i>answered question</i>		18
	<i>skipped question</i>		2

31. How likely are you to get the H1N1 vaccine?			
		Response Percent	Response Count
Very likely		0.0%	0
Somewhat likely		16.7%	3
Somewhat unlikely		38.9%	7
Very unlikely		44.4%	8
	<i>answered question</i>		18
	<i>skipped question</i>		2



32. Did this video change your likelihood of getting the H1N1 vaccine?						
	Very Much	Somewhat	Not Very Much	Not At All	Rating Average	Response Count
Choices:	0.0% (0)	22.2% (4)	44.4% (8)	33.3% (6)	1.89	18
	<i>answered question</i>					18
	<i>skipped question</i>					2





33. What are some reasons that are motivating you to get the H1N1 vaccine? (Check all that apply)			
		Response Percent	Response Count
To protect myself from getting H1N1.		100.0%	3
To protect others from catching H1N1 from me.		100.0%	3
My doctor recommended it.		33.3%	1
My parents recommended it.		0.0%	0
I always get flu vaccines.		33.3%	1
My friends are getting vaccinated.		0.0%	0
Other (please specify)		33.3%	1
	<i>answered question</i>		3
	<i>skipped question</i>		17





34. What are some reasons that would prevent you from getting the H1N1 vaccine? (Check all that apply)			
		Response Percent	Response Count
Availability		20.0%	3
Cost		26.7%	4
Afraid of side effects		46.7%	7
Opinion of others		20.0%	3
Not worried about the flu		66.7%	10
Not convenient to get vaccine		26.7%	4
Other (please specify)		6.7%	1
		answered question	15
		skipped question	5




35. Please indicate to what extent you agree or disagree with the following statements:							
	Strongly agree	Somewhat agree	Neutral	Somewhat disagree	Strongly disagree	Rating Average	Response Count
USF has appropriately informed students about the risk of H1N1.	11.1% (2)	33.3% (6)	16.7% (3)	33.3% (6)	5.6% (1)	3.11	18
USF has appropriately informed students about how to prevent the spread of H1N1.	16.7% (3)	38.9% (7)	27.8% (5)	11.1% (2)	5.6% (1)	3.50	18
USF has appropriately informed students about the need to get the H1N1 vaccine.	0.0% (0)	38.9% (7)	27.8% (5)	27.8% (5)	5.6% (1)	3.00	18
USF has appropriately informed students about when and where they can get the H1N1 vaccine.	5.9% (1)	29.4% (5)	29.4% (5)	29.4% (5)	5.9% (1)	3.00	17
						answered question	18
						skipped question	2





36. What could USF do to increase the likelihood that students will get the vaccine?		
		Response Count
		10
<i>answered question</i>		10
<i>skipped question</i>		10



37. What is your sex?			
		Response Percent	Response Count
Male		33.3%	6
Female		66.7%	12
<i>answered question</i>			18
<i>skipped question</i>			2

38. What year are you in school?			
		Response Percent	Response Count
Freshman		5.6%	1
Sophomore		5.6%	1
Junior		33.3%	6
Senior		55.6%	10
Grad Student		0.0%	0
<i>answered question</i>			18
<i>skipped question</i>			2

39. What is your age?			
		Response Percent	Response Count
17 or younger		0.0%	0
18-19		5.6%	1
20-21		38.9%	7
22-23		50.0%	9
24 or older		5.6%	1
<i>answered question</i>			18
<i>skipped question</i>			2





40. What is your race? (Check all that apply)			
		Response Percent	Response Count
Caucasian, non-Hispanic		83.3%	15
Hispanic/Latino		11.1%	2
African American		5.6%	1
Asian/Pacific Islander		0.0%	0
Native American		0.0%	0
Other (please specify)		0.0%	0
<i>answered question</i>			18
<i>skipped question</i>			2

41. What is your religious affiliation?			Response Percent	Response Count
Protestant Christian			50.0%	9
Roman Catholic			0.0%	0
Evangelical Christian			0.0%	0
Jewish			11.1%	2
Muslim			0.0%	0
Hindu			0.0%	0
Buddhist			0.0%	0
Non-believer			22.2%	4
Other (please specify)			16.7%	3
	<i>answered question</i>			18
	<i>skipped question</i>			2

42. If you would like to be entered into the drawing for a \$25 gift card, please provide your name and email address below.			Response Percent	Response Count
Name			100.0%	14
Email			100.0%	14
	<i>answered question</i>			14
	<i>skipped question</i>			6

43. Please indicate which student sent you this survey.

		Response Percent	Response Count
Dr. Burns		0.0%	0
Appling, Renada		0.0%	0
Belles, Allison	<input type="checkbox"/>	6.3%	1
Blake, Mario		0.0%	0
Bowman, Kristin		0.0%	0
Bradford, Nicole	<input type="checkbox"/>	6.3%	1
Brown, Tiara		0.0%	0
Bumpus, Courtney		0.0%	0
Clennon, Mark		0.0%	0
DeLong, Andrew		0.0%	0
Dennis, Tashane		0.0%	0
Dreyer, Amy	<input checked="" type="checkbox"/>	18.8%	3
Fitzgerald, Lindsay		0.0%	0
Fowler, Caitlin	<input type="checkbox"/>	6.3%	1
Jaipershad, Varuni		0.0%	0
Johnson, Patrick		0.0%	0
Landquist, Joan		0.0%	0
Leahy, Katie	<input type="checkbox"/>	6.3%	1
Lynn, Monica		0.0%	0
Marineau, Kelsey	<input type="checkbox"/>	6.3%	1
Mascherin, Lauren		0.0%	0
McTear, Desiree		0.0%	0
Melucci, Dana		0.0%	0
Mills, Meagan		0.0%	0

Milo, Emily		0.0%	0
Novak, Amanda		12.5%	2
Reid, Joshua		0.0%	0
Rice, Julie		0.0%	0
Sarthou, Shereen		18.8%	3
Slater, Drew		0.0%	0
Tignor, Mia		12.5%	2
Williams, Elizabeth		0.0%	0
Wilson, Courtney		6.3%	1
Zok, Jessica		0.0%	0
		<i>answered question</i>	16
		<i>skipped question</i>	4